

TECHNICAL SHEET / SCHEDA TECNICA



Katerina

Caffe



TEKNĒITALIA[®]

The Art of Quality

Caffe



Caffe

MEASURES/MISURE

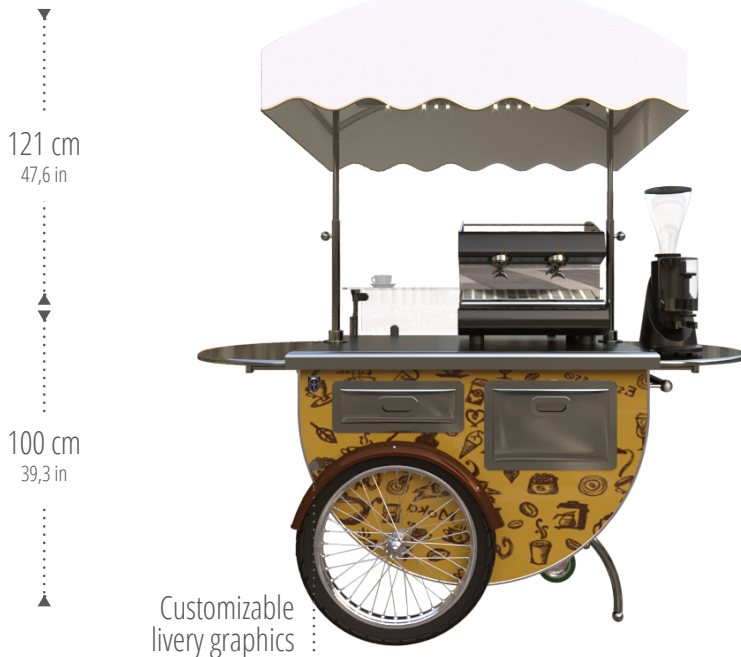


FIG. 1






FIG. 2

TECHNICAL SPECIFICATIONS

		
EMPTY WEIGHT KG	200kg	200kg
LOAD CAPACITY	1 refrigerated drawer	1 cassetto refrigerato
OPERATING COLD ROOM TEMPERATURE	-5°/+15°C, 23°/+59°F	-5°/+15°C
OPERATING AMBIENT TEMPERATURE	from 0° to 35°C, 32° to 95°F	da 0° a 35°C
COLD AUTONOMY	need to be plugged	Necessita di esser collegato
BODY	Painted aluminium	Alluminio verniciato
OVERLAY	Telescopic and removable tent in stainless steel	Tenda telescopica e smontabile in acciaio INOX
LIGHTING	Removable LED light in stainless steel	Plafoniera smontabile LED in acciaio INOX
WORKTOP	Stainless steel	Acciaio INOX
POWER SUPPLY	240V/50Hz or 110V/60Kz	240V/50Hz oppure 110V/60Kz
POWER CONSUMPTION	450W	450W

Subject to technical modifications

Mezzo soggetto a modifiche tecniche

