

TECHNICAL SHEET / SCHEDA TECNICA



Don Cola

Pasta Inside



TEKNĒITALIA[®]


The Art of Quality

PASTA





Pasta Inside

MEASURES/MISURE



TECHNICAL SPECIFICATIONS

| |  |  |
|---------------------------------|---|---|
| EMPTY WEIGHT KG | - | - |
| LOAD CAPACITY | - | - |
| OPERATING COLD ROOM TEMPERATURE | -5°/+15°C, 23°/+59°F | -5°/+15°C |
| OPERATING AMBIENT TEMPERATURE | from 0° to 35°C, 32° to 95°F | da 0° a 35°C |
| COLD AUTONOMY | need to be plugged | Necessita di esser collegato |
| BODY | Painted aluminium | Alluminio verniciato |
| OVERLAY | Telescopic and removable tent in stainless steel | Tenda telescopica e smontabile in acciaio INOX |
| LIGHTING | LED light in stainless steel | Plafoniera LED in acciaio INOX |
| WORKTOP | Stainless steel | Acciaio INOX |
| POWER SUPPLY | 240V/50Hz or 110V/60Kz | 240V/50Hz oppure 110V/60Kz |
| POWER CONSUMPTION | 450W | 450W |

Subject to technical modifications

Mezzo soggetto a modifiche tecniche

